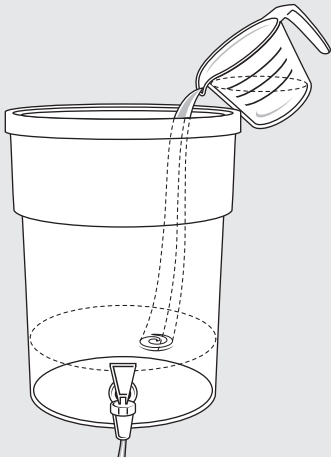


HOW TO USE

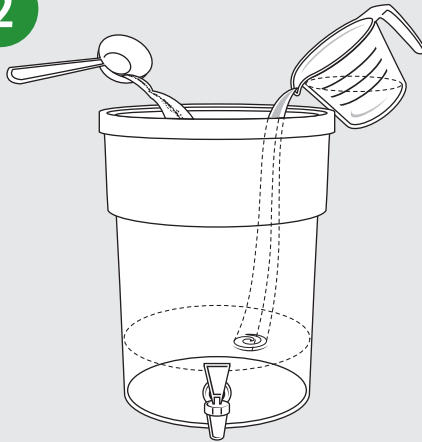
Toddy® Cleaner

1



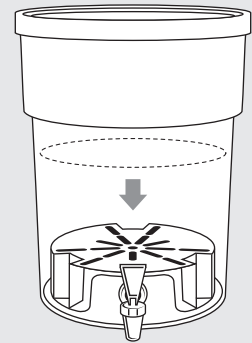
Step 1 Thoroughly rinse Toddy® brewing system to eliminate any sediment.

2



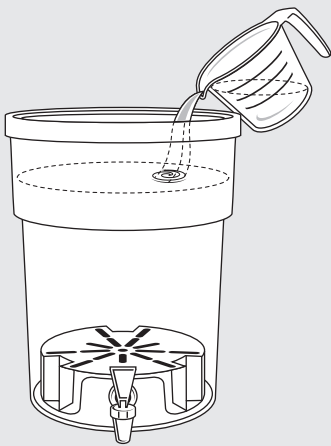
Step 2 Add 2-3 liters of hot water to the Toddy® Cold Brew System. Add one scoop of Toddy® Cleaner powder (40g, 1/6 cup, 1.4 oz) for every 20L/5Gal and allow powder to fully dissolve.

3



Step 3 Add additional components requiring cleaning, and ensure they are fully submerged.
Note: Also works with Toddy® Strainer.

4



Step 4 Fill with warm water nearly to the top of the brewer.


5



wait **60 min**

Step 5 Leave the solution to soak for at least 60 minutes.

6



Step 6 Drain solution from brewer through the tap outlet and allow all parts to air dry (do not dry with a towel).

For other Toddy® products, use at a rate of 2g/L and see Toddycafe.com/brewing for complete instructions.